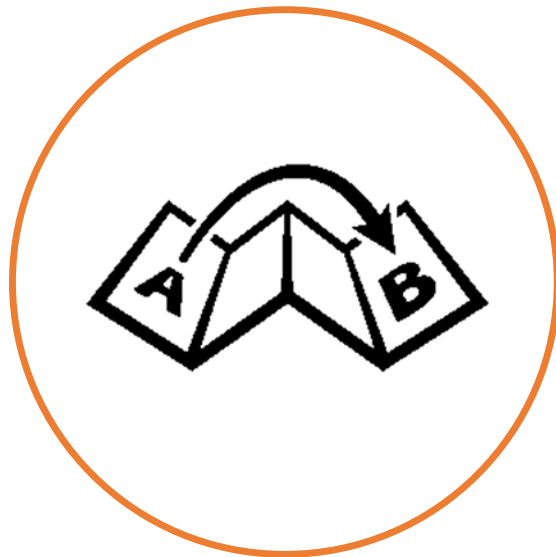


**GROUP LEADER
PRE-FLIGHT TOOL
CHASE OAKS CHURCH**



GETTING READY FOR TAKE-OFF

A great group knows where it is going. There is a compelling goal that inspires friends to jump onboard for the season ahead.

As we begin another group semester, this tool is designed to help you **dream**, **clarify**, and **refine** your group's plan. You don't need to turn this in—it's simply a resource to help you plan well.

So, as you **scroll through this tool**, grab some paper, a pen, or use your device's notepad feature, and for the next few minutes, we'll guide you to:

1

Assess Current Reality: Where are people at in their lives and faith journeys in your group?

2

Narrow Your Focus: Name a growth goal or two that will specifically help your group move forward toward greater faith, hope, and love this semester.

3

Find a Great Group Study: With your goal(s) in mind, we'll help you think through which study will be best.

4

Register Your Group: Finally, we'll explain the way you let us know your group's details in time for open enrollment.

ASSESS

CURRENT REALITY

1

Write out **names** of people in your **group last season**. Also, write out the names of anyone you'd like to **invite to join** your group.

2

Look at the names on your list. How would you describe each person's current reality (where is there **momentum**, **stagnation**, **frustration**, and **fear** in their life and walk with Jesus)?

3

Think about your group as a whole. What are some **common challenges** you all are facing this season?

4

On a scale of 1 to 5 (1 = stale/stagnant; 5 = vibrant/dynamic), how would you **rate the state** of your group at the end of last semester? Why?

NARROW YOUR FOCUS

A group at Chase Oaks is a small gathering of **friends** committed to taking **next steps together** in their relationship with Jesus. What does that look like? It means growing in **faith**, **hope**, and **love**.

FAITH

Gaining more and more confidence that Jesus is who He said He is, and He did what He said He would do; understanding and applying God's Word better; addressing tricky questions and doubts together.

HOPE

Seeing the world the way Jesus sees it and finding our role in His vision of redemption and reconciliation; discovering gifts and strengths to build the Kingdom; finding hope in the middle of chaos.

LOVE

Living out the two greatest commandments—loving God and loving others; learning to love people the way Jesus loved; building stronger relationships, families, and friends through our words and actions.

1

If your group focused on **one area** (faith, hope, love) this season, which one would you choose and why?

2

At the end of the semester, what would you hope to be true of your group? Look at the following **goals** as examples. What are one or two you'd have for your group (or add your own)?

- Get new blood and energy—we've been lacking it.
- Become better friends—more authentic, committed, loving, and consistent.
- Develop relational skills—improve our marriages, parenting styles, communication.
- Go to the next level in our relationship with God—dive into His Word and apply it.
- Help each other through difficult circumstances.
- Have more fun as a group. Let's face it: we've gotten stale and a bit boring.
- Help each other discover giftings and strengths and start using them.
- Encouraging each other—we need wind in our sails.
- Empower leadership. We know we've got several future leaders in our group.
- Share our stories and testimonies with one another. It's been a while since we've done that.
- There are some problematic and troubling issues brewing. We need to address those in a loving way.
- _____
- _____

NARROW YOUR FOCUS

3

The Homework Question. Be honest, how much work in-between sessions would your group members be willing to do: **None**, **some**, or a **good amount** if it's worthwhile?

4

Pray. Pause for a moment. Pray for each person on your list, and your group as a whole. Ask God to give you **wisdom** on how you can best encourage your group to deepen friendships and take next steps in their faith journeys.

5

Your Top 3. Now look at the list of group resources for the fall semester. You can find that at chaseoaks.org/groups (scroll down to "Leader Resources" and select "Fall Resources"). Based on your answers above, what three choices stand out to you the most?

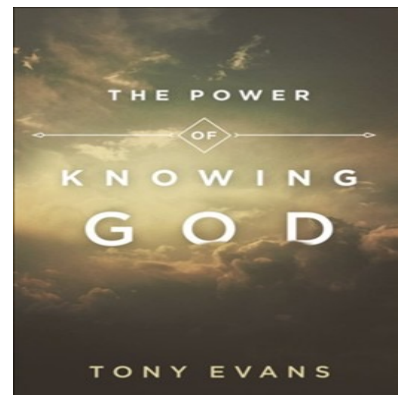
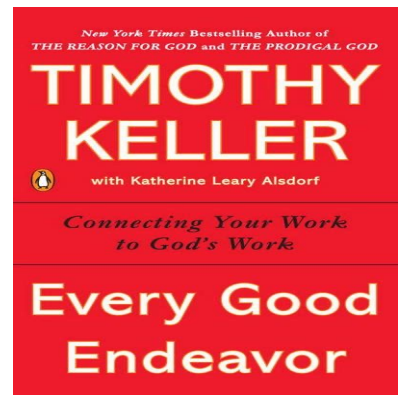

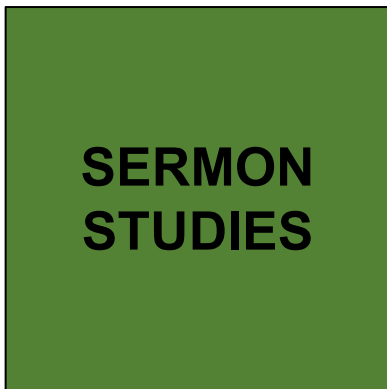
6

Process with somebody else. Finally, talk about your observations and top three choices with another person. If you have a **co-leader**, talk with them. Also, connect with your **coach**. Then, select the study you think will best meet your goals. Remember: **no study is perfect!** It's simply a tool to help your group move forward this season.

FALL 2022

FEATURED STUDIES

As you think through the upcoming semester, consider one of our **featured studies**. We highlight these options a bit more to our church because these studies are a critical part of our pathway, especially timely, and/or are our **highest rated** discussion starters. Here are the featured studies for the fall:



REGISTER YOUR GROUP

Now that you have a plan, it is critical you **register** your group, even if your group was together last semester. Why? It's how we keep up-to-date with your group's details (we know these change as calendars fluctuate each season).

Every group planning to meet this semester (including those continuing on from last semester) **needs to register** by filling out **the Group Registration Form**. This form is found at this link:

<https://chaseoaks.typeform.com/to/IDWIoKF2>

To help you be ready to fill out the form, here are a few components to think through ahead of time.

1

Type of Group: What is your primary demographic? We have men's, women's, couple's, young adults, college age, and anybody (a mix of couples, singles or multi-generational) groups. Which best fits your group?

2

Location: Where do you plan to **primarily** meet as a group? **Digital** or **in-person** (at a home or other location)?

3

Day and Time: When will your group meet this semester?

4

Group Capacity: Consider the maximum number of people your group can accommodate. This will limit the number of people who can register for your group (once your group is full it will no longer appear on the locator). This number should be between 3-30 (if you're not sure, we recommend 15). **We ask all groups to be open and invitational.** And barring special circumstances, groups should be listed on the locator for Open Enrollment.

REGISTER YOUR GROUP

5

Group Study: When you register, you'll need to know which study you'll be doing this semester. You'll first be asked if it's a "featured study." If it's not, select "other" and you'll see our expanded list.

6

Group Name: Come up with a name that is unique to your group. It may include the Leader's last name and the type of group (demographic), but it could also include your study topic or other keywords that describe your group. Try to **limit it to less than 6 words**. Here are some examples to consider:

Eubanks Doting Grandparents Group
College and Coffee Group
Lee Men's Cycling Group
Williams Newly Marrieds Group
Brechner Empty Nesters Group
Immerse Single Moms Group
Adventure Awaits Young Adult Group
Jeff's Top Pick Couples Group
Established Women's Group
Gunter Ignite Care Group
Truong Men's Basketball Group
McKinney Moms Who Homeschool Group
Wylie Backyard Group

REGISTER YOUR GROUP

7

Group Description: In a few words, describe what makes your group unique. You may want to include things like age range, childcare options, meeting location, and goal for the season. In the boxes below, you'll see some sample descriptions in italics. **If you are a returning group from the previous semester and do not want to make any changes to your description, you have the option to enter "Same" when you register.**

Truong Men's Breakfast Group

Mondays at 7 AM
Offsite

Topic: The Power of Knowing God
Legacy Campus - Men

Just a bunch of guys who like to start the week off right with breakfast and good conversation. We meet at a local diner which will not disappoint!

Openings: 30

SIGN UP FOR THIS GROUP

Miranda Parents Group

Wednesdays at 6:30 PM
Offsite

Topic: Sermon Studies
Woodbridge - Couples

Come join us as we dig deeper into each week's sermon and live life together. We are in our 30s-40s+ with a range of kiddos from elementary to high school. We meet at a home in Sachse, and childcare is provided by Kids Club.

Openings: 10

SIGN UP FOR THIS GROUP

Khastehdel Women's Online Group

Wednesdays at 8:30 PM
Online

Topic: Daughters of Grace

We are a group of moms that meet online after the kiddos have gone to bed. We are all over the map when it comes to age of kids, so if you want to hangout with other moms and learn more about who Jesus is, join us!

No childcare provided.

Openings: 15

SIGN UP FOR THIS GROUP

REGISTER YOUR GROUP

DON'T FORGET – FILL OUT THE FORM! Doing all this prep work is nice, but what is most important is you submitting your information to us so we can make sure your group is set up in our system for the fall and support you well! Please do this as soon as possible. Thanks!

GO TO: <https://chaseoaks.typeform.com/to/IDWIoKF2>



FALL 2022

SEMESTER CALENDAR

WEEKEND	OPEN ENROLLMENT	GROUP SEMESTER	IMPORTANT DATES	LEADER EVENTS AND MISC. EVENTS
Jul 29-31				School Zone Drop Off Weekend
Aug 5-7			Plano, Wylie, Allen, Frisco, McK, Garland (8-11)	Free T-Shirt Weekend
Aug 12-14			Lovejoy/Richardson (15/16)	Vision Saturday Event @ Campuses
Aug 19-21				
Aug 26-28	OE Begins			
Sep 2-4			Labor Day (5th)	
Sep 9-11		Fall Group Semester Starts		
Sep 16-18				The Well
Sep 23-25	OE Ends (26)			Worship Night (25th)
Sep 30-Oct 2				Do Good Day
Oct 7-9				Revoice @ Legacy
Oct 14-16				
Oct 21-23				
Oct 28-30			Halloween (31st)	Trunk or Treat (29) all campus
Nov 4-6			Daylight Savings (6th), Veterans Day (11th)	
Nov 11-13				
Nov 18-20				
Nov 25-27			Thanksgiving (24th)	Toy Zone Drop Off
Dec 2-4				Toy Zone Drop Off
Dec 9-11				Toy Zone Shopping
Dec 16-18			School Winter Break Starts (19th)	
Dec 23-25			Christmas (25th)	